



*Discover*  
the Difference



# Discover the Series & Structure



Painted Series

Our most requested series is the "Painted Series". Its the series with the most options. Some of the features in the series are, 50 yr. Smart Siding, choice of a shingle or metal roof. The paint we use is 100% acrylic and has no competition when it comes to the aging process. It's a premium paint that is built from scratch using color pigments. Most of our competitors use flat paint that is tinted. **PAGES 6 - 31**



Metal Series

Our most warrantied series is the "Metal Series". Any exterior you see on our metal buildings have at least a 40yr. warranty. The metal we use is 29 - gauge and has a 40 yr. painted warranty. The floor is treated through and through to keep from rotting and has a Lifetime Warranty. **PAGES 32 - 39**



Log Cabin Series


The Classic look and feel of a log cabin will never go out of style, they are unique and instantly recognizable. Who wants to be the same as everyone else on the proverbial block? Life's pace seems to slow down in a log cabin. **PAGES 40 - 47**



1  
8x16 aluminum vents standard on all buildings



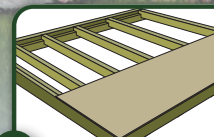
3  
Double 2X top plate




4  
Choice of standard 30 year dimensional shingles or metal with a 40 year paint warranty



5  
50 year LP treated trim with cedar grain for long lasting durability



6  
Treated floor joist 16" on center installed on edge for greater weight loads



7  
Hurricane Clips



2  
2x4 truss plates standard on all buildings



# Discover the Collections



**STANDARD**  
COLLECTION



Wall studs 24"  
on center



Shingles roof

## Standard Features

VS

## Premier Features

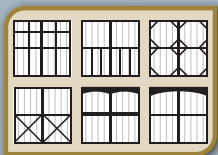
**PREMIER**  
COLLECTION



Wall studs 16"  
on center



Metal roof



Choice of door trim



8' gable overhang



# Envision your new shed!

You now can envision your new shed easier than ever!  
All you need is a smart phone to get started.

1. Open your smart phone camera
2. Aim camera at QR code below
3. Then click link on phone



A screenshot of a web browser showing a website for building a shed. The browser's address bar displays "shedview.mylakesidecabins.com". In the top right corner, there are three icons: a list icon, a document icon labeled "Submit for Quote", and an envelope icon labeled "Email Link". Below these icons, the text "Questions? Contact us at (419) 895-1998 or sales@mylakesidecabins.com" is visible. The main content area features a large heading "Start building your shed..." with a sub-heading "...and get instant pricing now!". Below the heading is a 3D rendering of a shed with a gabled roof and a large window. To the right of the shed, the text "Scan Here" is written in blue, with a black arrow pointing to a large QR code. On the right side of the page, there is a vertical menu with several dropdown options: "STYLE", "SIZE", "DOORS, WINDOWS, &amp; EXTERIOR OPTIONS", "COLORS", "FLOORING &amp; INTERIOR", and "YOUR ESTIMATE: - (expand to view details)". At the top of this menu are two buttons: "EMAIL LINK" and "SUBMIT FOR QUOTE". At the bottom of the menu are two more buttons: "EMAIL LINK" and "SUBMIT FOR QUOTE".



*Structure you can count on!*



## Stronger better floors

Make sure your new shed comes with a heavy duty floor. Your shed from Lakeside Cabins comes standard with 3/4" Smartfloor and 16" on center joists, or, if you get a garage, it comes standard with 12" on center joists. We tested this standard garage floor with a 30,000 lb tractor, or 15 tons. That is equal to 1,300 lbs per square foot!

### Scan QR code

for video on how our garage floors are built!




*Garage floor holds 30,000 lbs.!*

## Safe delivery of your shed

### Scan QR code

for video on how our sheds are delivered!





# Mini Barn



Painted Series

The Mini Barn is perfect when you have small spaces but still need a place for your stuff. The Mini Barn might just be the thing you are looking for!



**STANDARD**  
COLLECTION

Standard features are,  
(see pages 2 - 3)

- Wall studs 24" O/C
- Shingle roof

**Shown with:**

- Christiana Gray Painted Siding
- Pinnacle Red Painted Trim
- 30 yr. Shingles (Weather-wood)
- Standard Door Trim



• 6' Ramp

My shed was delivered today and I love it! Good quality, good customer service so far.

- **Carolee Y. Sullivan OH**



# Mini Barn



Premier features are,  
(see pages 2 - 3)

- Wall studs 16" O/C
- 8" gable overhang
- Metal roof
- Choice of door trim

**Shown with:**

- Beige Painted Siding
- Brown Painted Trim
- 40 yr. Metal Roof (Mocha Brown)
- Diamond Trim on the Doors



• 6' Ramp





# Hi-Wall



Painted Series

## Smart Siding = Smart Sheds = Smart Decisions

Our attention - grabbing Hi-Wall shed does more than declutter your garden and storage space. It can create a comfortable work space, provide a backdrop for prized plants or deliver a destination where you can relax and entertain friends.



**STANDARD**  
COLLECTION

Standard features are,  
(see pages 2 - 3)

- Wall studs 24" O/C
- Shingle roof

### Shown with:

- Dark Gray Painted Siding
- White Painted Trim
- Standard Trim

**UP**  
UPGRADE

- Black Metal Roof
- 2 - 24x36 Window

Best quality and selection!  
Wonderful company to work with!  
They really care about the customer!

- T. Sayers



# Hi-Wall



★★★★★  
**PREMIER  
COLLECTION**

Premier features are,  
(see pages 2 - 3)

- Wall studs 16" O/C
- 8" gable overhang
- Metal roof
- Choice of door trim

**Shown with:**

- Lakeside Tan Painted Siding
- White Painted Trim
- Diamond Trim on Doors
- 30yr Shingles (Old English Pewter)



- 1 - 24x36 Windows
- 6' Ramp





# Garden Shed



Painted Series

Here's a timeless classic! Our Garden Shed can be simple enough to blend in with your landscaping, or jazzed up to really make a statement! Whether you're storing your garden tools, using it for a workshop, pool house, or a close-to-home getaway, you can't go wrong with this one!



**STANDARD**  
COLLECTION

Standard features are,  
(see pages 2 - 3)

- Wall studs 24" O/C
- Shingle roof

**Shown with:**

- Christiana Gray Painted Siding
- White Painted Trim
- Standard Trim on Doors
- 30yr Shingles Thunderstorm Grey

**UP**  
UPGRADE

- 2 - 24x36 Window
- 6' Ramp

I just wanted to compliment you on the fine job your workers did on the shed and how polite and efficient they were. I couldn't be happier with the Barn. I am very thankful I saw your ad in the paper. God's best to you and your crew. - **B. Smith**



# Garden Shed



## PREMIER COLLECTION

Premier features are,  
(see pages 2 - 3)

- Wall studs 16" O/C
- 8" gable overhang
- Metal roof
- Choice of door trim

### Shown with:

- Buckskin Painted Siding
- Beige Painted Trim
- Arch-top Trim on Doors
- 40yr Metal Roof (Mocha Brown)



- 3rd Color on Doors (Brown)
- 1 - 24x36 Window
- Slatted Shutters
- 6' Ramp





# Carriage House



Painted Series

Horse-drawn carriages are much less common now than in previous times, creating very little need in the modern world for true carriage houses. Accordingly, many carriage houses have been modified to other uses such as secondary suites, guest houses, garages, offices, workshops, retail shops, bars, restaurants, or storage buildings.



Premier features are,  
(see pages 2 - 3)

- Wall studs 16" O/C
- 8" gable overhang
- Metal roof
- Choice of door trim

#### Shown with:

- Dark Gray Painted Siding
- White Painted Trim
- Arch-top Trim on Double Doors
- Rounded Trim on Single Door
- 40yr Metal (Black)
- 2 - 24x36 Windows



- 3rd color on doors (White)
- Slatted Shutters
- 6' Ramp

Just had our shed delivered. Folks at Lakeside were great to work with! My husband is very particular and he couldn't be more thrilled with the results.

Thank-You! - **K Lieser, Columbus, Ohio**



## The She Shed

If men have “Man Caves” where they can escape, why shouldn’t women have their own escapes? Well, there’s a new trend to help ladies everywhere shed the stresses of the everyday: meet the “She Shed.” Typically constructed in a backyard nook, these tiny cottages are perfect for women who want alone time for reading, creating, gardening, or even napping. There are no rules to building a She Shed; they’re anything you want them to be (and then some).



Premier features are,  
(see pages 2 - 3)

- Wall studs 16" O/C
- 8" gable overhang
- Metal roof
- Choice of door trim

### Shown with:

- Clay Painted Siding
- White Painted Trim
- 40yr Metal (Mocha Brown)
- 2 - 24x36 Window



- Crossbuck w/arch top windows on double doors
- Crossbuck w/arch top windows on single door
- Third Color on doors - White
- Z Shutters (Stained Mushroom)
- 6' Ramp



# Hi-Wall Garage



Painted Series



**STANDARD**  
COLLECTION

Standard features are,  
(see pages 2 - 3)


- Wall studs 24" O/C
- Shingle roof

#### Shown with:

- Pinnacle Red Painted Siding
- White Painted Trim
- Single Door with Standard Trim
- 9'x6'9" Garage Door
- Heavy Floor (12" O.C.)
- Diamond Plate
- 1- 24x36 Window

**UP**  
UPGRADE

- 40yr Metal Roof



Diamond Plate



# Garden Shed Garage



Diamond Plate

## PREMIER COLLECTION

Premier features are,  
(see pages 2 - 3)

- Wall studs 16" O/C
- 8" gable overhang
- Metal roof
- Choice of door trim

### Shown with:

- Clay Painted Siding
- White Painted Trim
- 9'x6'9" Garage Door
- Heavy Floor (Floor joist 12" o/c)
- Diamond Plate
- Stall Trim on Single Door
- 40yr Metal (Patriot Red)

## UPGRADE

- Garage door upgraded to Carriage House Garage Door with windows and Deco Hardware
- Transom Window in Single Door
- Deco Hinges on Single Door



# Saltboxes



Painted Series

The saltbox originated in New England and is an example of American colonial architecture. Folklore holds that the saltbox form was popularized by Queen Anne's taxation of houses greater than one story. Since the rear of the roof descended to the height of a single-story building, the structure was exempt from the tax.



Premier features are,  
(see pages 2 - 3)

- Wall studs 16" O/C
- 8" gable overhang
- Metal roof
- Choice of door trim

**Shown with:**

- Aspen Painted Siding
- Pinnacle Red Painted Trim
- Stall Trim on Doors
- 30yr Shingles (Old English Pewter)
- 1 - 24x36 Window



- Transom Window in Doors
- Third Color on Doors - (Pinnacle Red)
- 6' Ramp



Standard features are,  
(see pages 2 - 3)

- Wall studs 24" O/C
- Shingle roof

**Shown with:**

- Martin Cream Painted Siding
- Sage Painted Trim
- Stall Trim on Doors
- 40yr Metal Roof (Patriot Red)
- 1 - 24x36 Window
- 1 - Flower Box



- 40yr Metal Roof (Patriot Red)
- Stall Trim on Doors
- 1 - Flower Box





# Quaker Playhouse



In the 1600's the Quakers were known for their honest simple lifestyle. Bring that simplicity to your backyard with one of our Quaker Playhouses! Lots of sizes on ALL of our playhouses to suit your needs.



Premier features are,  
(see pages 2 - 3)

- Wall studs 16" O/C
- 8" gable overhang
- Metal roof
- Choice of door trim

**Shown with:**

- Sage Painted Siding
- White Painted Trim
- 4' Gable Porch
- 30yr Shingles Roof (Weather-wood)
- 2 - 14x21 Window
- Loft with Ladder
- Standard Railing (White)



- Slatted Shutters
- Flower Boxes

Let the fun  
**BEGIN!**



# Hi-Wall Kampfire Cabin



Painted Series

The Kampfire Kabin is perfect for long summer evenings by the lake or pool, or even in your backyard. The Kampfire Kabin is a popular choice when you need to relax after a long day at work! Just add this option to the barn of your choice.



Premier features are,  
(see pages 2 - 3)

- Wall studs 16" O/C
- 8" gable overhang
- Metal roof
- Choice of door trim

#### Shown with:

- Mushroom Stained Siding
- White Painted Trim
- 12' Rounded Porch
- 9-Lite Prehung Door
- Double Doors w/ Standard Trim
- Standard Railing (White)
- 40yr Metal Roof (Copper)
- 4 - 24x36 Windows



- 1 - 24x36 Window

We ordered a 10'x16' with 2 doors, 4 windows, and a loft on one end. Perfect for what we need to store stuff away from the garage. Recovered enough room to actually park a truck in the garage! Well built and looks great too! Ordering was easy and delivery was on time. Excellent building! - **E. Klinger**



# Rancher



This porch just begs for rocking chairs! While you're enjoying the cool summer evening on the porch, you'll almost be able to hear the theme from your favorite western echoing across the prairie.



**Premier features are,**  
*(see pages 2 - 3)*

- Wall studs 16" O/C
- 8" gable overhang
- Metal roof
- Choice of door trim

**Shown with:**

- Custom Stained Siding
- Martin Cream Painted Trim
- 4' Eave Porch
- Diamond Trim on Doors
- 30yr Shingle Roof (Weathered-Wood)
- 2 - 24x36 Window



- Transom Window in Doors
- 6' Ramp





# Rochester



Painted Series

## Rochester

The Rochester is perfect for storage and sitting on the porch after a long day, taking in the beautiful starry sky, listening to the tree frogs or reading a book.



**Premier features are,**  
(see pages 2 - 3)

- Wall studs 16" O/C
- 8" gable overhang
- Metal roof
- Choice of door trim



- Transom Window in Doors
- Third Color on Doors - White
- Slatted Shutters
- White w/Black Roof Cupola & Weathervane

### Shown with:

- Dark Gray Painted Siding
- White Painted Trim
- 5' Eave Porch
- 40yr Metal Roof (Black)
- 2 - 24x36 Windows

Ordered a custom building and could not possibly be happier. They had by far the lowest price with the most option. They weren't bothered at all by our request for custom options unlike others we spoke to from different companies.

**-Jill G.**



# Rochester 2-Story



## PREMIER COLLECTION

Premier features are,  
(see pages 2 - 3)

- Wall studs 16" O/C
- 8" gable overhang
- Metal roof
- Choice of door trim

Shown with:

- Aspen Painted Siding
- White Painted Trim
- Stall Door Trim
- 40yr Metal Roof (Black)
- 3 - 24x36 Windows



### CORBEL BRACES

Upgrade your shed with Corbel braces! It gives a refining touch to the overhang of the roof!

## UP UPGRADE

- 5' Eave Porch
- Third Color on Doors - Black
- Z - Shutters
- 5 - Keystone Trim pieces above Doors and Windows
- Corbel Braces
- 6' Ramp
- 3 - Transoms Windows



# Rochester 2-Story



Painted Series



## PREMIER COLLECTION

Premier features are,  
(see pages 2 - 3)

- Wall studs 16" O/C
- 8" gable overhang
- Metal roof
- Choice of door trim

### Shown with:

- Siding White
- Trim White
- Metal Roof Black
- 4 - 24x36 Windows
- 2 - 36x40 Windows
- 10' Sidewall

## UP UPGRADE

- Higher Sidewalls
- 8 - 24"x36" Aluminum Windows
- 2 - 36x40 Windows
- Z-Shutters
- 6 Panel Prehung Door
- Mushroom Stained Shutters



# Three Season Gazebo



This choice is bound to be a rewarding one! Our Three Season Gazebo will keep the bugs away while you enjoy the sounds and smells of the great outdoors! But if the bugs don't bug you, there's always our open Gazebo for those family picnics! Life is too short to spend it inside!



**Shown with:**

- Mushroom Stained Siding
- Pinnacle Red Painted Trim
- Brown Storm Door
- 30yr Shingles (Rustic Redwood)
- 12 - 36x48 Windows

**Premier features are,**  
(see pages 2 - 3)

- Wall studs 16" O/C
- 8" gable overhang
- Metal roof
- Choice of door trim



# Open Gazebo



**Premier features are,**  
(see pages 2 - 3)

- Wall studs 16" O/C
- Metal roof
- Choice of door trim

**Shown with:**

- Stained with a Clear Honey Stain
- 30yr Shingles (Weather-wood)
- Sunburst Railing
- Deck Boards





# Dog Kennel



Painted Series

Fido will feel like a king in this kennel! No matter how many runs you need for your pooches, we can customize to your specifications.



**PREMIER COLLECTION**

Premier features are, (see pages 2 - 3)

- Wall studs 16" O/C
- 8" gable overhang
- Metal roof
- Choice of door trim

- This 12x16 is shown with:**
- 40 yr Black Metal Roof
  - Pinnacle Red Painted Siding
  - Christiana Gray Trim
  - 1 - 2x3 Window
  - Single Man Door
  - 3 - 4x9 Outside Runs
  - 3 - 3x4 Inside Dog Box



Top view of kennel

Dog Kennel		
SIZES	RUN SIZE	BOX SIZE 3' Tall
8x12	2 - 4x6	2 - 3x4
8x16	2 - 4x9	2 - 3x4
8x20	4 - 4x5	4 - 3x4
10x12	2 - 5x6	2 - 3x5
10x16	2 - 5x9	2 - 3x5
10x20	4 - 5x5	4 - 3x5
12x12	3 - 4x6	3 - 3x4
12x16	3 - 4x9	3 - 3x4
12x24	6 - 4x7	6 - 3x4
12x28	6 - 4x9	6 - 3x4






# Chicken Coop



Every chicken in a five-mile radius will be envious of this coop! No need to tramp inside to collect the fruit of their labor. Just lift the lid on the nesting box and enjoy those free-range eggs!



Chicken Coop	
SIZES	NESTING BOXES
4x6	4
6x8	6
8x12	8

- Shown with:**
- Rustic Red Painted Siding
  - White Painted Trim
  - Diamond Trim on Doors
  - 2 - 18x27 Windows
  - 30yr Shingles Roof (Rustic Black)
  - Nesting Boxes
  - Ventilation Bar in Back
  - Chicken Roost
  - Chicken Door



- Premier features are,**  
(see pages 2 - 3)
- Wall studs 16" O/C
  - 8" gable overhang
  - Metal roof
  - Choice of door trim

Top view of coop



# Horse Stall



Painted Series

Horses, cattle, goats, and llamas... keep them dry and out of the sun with one of our run-in sheds. And if you need to store some stuff, we can help with that too! How big does your tack room need to be?



**Premier features are,**  
(see pages 2 - 3)

- Wall studs 16" O/C
- 8" gable overhang
- Metal roof
- Choice of door trim

**Shown with:**

- 40yr Black Metal Roof
- Rustic Red Painted Siding
- White Painted Trim
- Single Door with Stall Trim
- 1 - 2x3 Window
- 6' Tack Room with Floor
- 4' Kick-board in Horse Stall

Got my barn today, LOVE IT!! Highly recommend Lakeside Cabins & Sheds!

Thanks! - **Mike S**



# Horse Run-In



**Premier features are,**  
(see pages 2 - 3)

- Wall studs 16" O/C
- 8" gable overhang
- Metal roof
- Choice of door trim

**Shown with:**

- 40yr Red Metal Roof
- Rustic Cedar Stained Siding
- 4' Kick-board





# Greenhouse Shed



Painted Series




### Shown with:

- Shelves to Size on both sides
- Aluminum Single Door w/ Screen Insert

**UP** • Fan  
**UPGRADE**



Fan Upgrade





# Modern Shed



**Premier features are,**  
(see pages 2 - 3)

- Wall studs 16" O/C
- 8" gable overhang
- Metal roof
- Choice of door trim

**Shown with:**

- 1 - 24x36 Windows
- 1 - Double Door
- Metal Roof
- Choice of Trim
- Galvalume Metal on Face
- Transom Windows to Size



Copper Awning




- Double Door Slider
- Copper Awning





# Painted Series Accessories

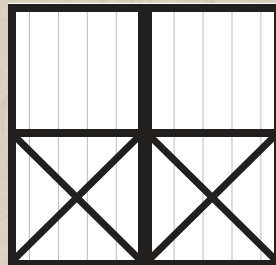
## Door Trim Options




Standard




Stall




Cross Buck



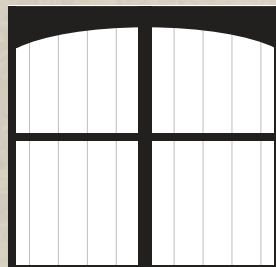
Diamond



Double Panel



Rounded



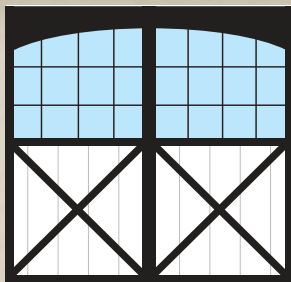
Arch Top



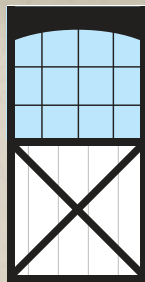
**Add Transom windows to any of the following door styles**

- Standard Trim
- Stall Trim
- Cross Buck Trim
- Diamond Trim
- Double Panel Trim

## Door Options



**Cross Buck Double Doors**  
with Arch Windows




**Cross Buck Single Door**  
with Arch Window



**Steel Door**  
Prehung house door 9-Lite




**Steel Door**  
Prehung house door 6-Panel




**Slider Door**

## Garage Door Options



Plain



Carriage House



Arch 1 with Grilles

## Garage Door Color Options



White



**Window Options**

**Aluminum Windows**



24x36




18x27




14x21

**Insulated Windows**



36x40




24x36




14x21

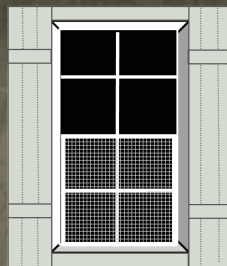
**Window Trim Options**




Standard Trim



Flower-box



Slatted Shutters



Z-Shutters



Keystone Trim  
*(Available on windows and doors)*

**Additional Options**



Loft



Ridge-Lite



Awing with copper roof  
for dbl door & single door



4' Deep Ramp/  
Available in 4' • 6' • 9'

**Cupolas**



**Weather Vanes**



Horse



Eagle



Rooster

Shown in white with black roof  
also available with copper roof

**Epoxy Floor Armor**




Make your floors  
**LAST!**



# Metal Series

## Structure Features



1 24" on center wall studs. 24" on center horizontal purlins

Lakeside Cabins & Sheds reserves the right to change structural details, as we are always looking for ways to improve the quality of our product!




2 2x4 truss plates standard on all trusses



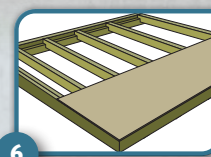
3 Double 2X top plate




4 Bubble wrap on walls and roof to keep the metal from sweating



5 29 gauge steel with a 40yr. painted warranty



6 Treated floor joist 16" on center installed on edge for greater weight loads



7 Hurricane Clips

## Why Metal Roof?

### Energy Savings

A metal roof can save up to 40% off energy costs. It's all in the color coating. Standard MS color coating systems are ENERGY STAR listed and many are certified by the Cool Roof Rating Council. In both cases, Metal Sales products help to reduce the solar heat load on homes, thereby reducing energy expenditures for cooling.

### Virtually Maintenance Free

Metal roofs are easily maintained by simply washing with plain water or

household detergents for areas with heavy dirt deposits. Occasional light cleaning will maintain a good appearance.

### Longevity

A metal roof will likely be the last roof you ever purchase. A quality metal roof will last for generations - at least three times longer than an asphalt shingle roof.

### Aesthetics

Metal roofs offer a wide variety of profiles and unlimited colors to dramatically improve the curb appeal of any style shed.

### Environmentally Responsible

Steel is the #1 recycled material in the world, and residential metal roofs are made from a minimum of 30% recycled steel. Asphalt shingles contain petroleum, are rarely ever recycled and are the largest contributor to landfill waste of any building material.





# MS Colorfast45<sup>®</sup>

Fights Fade. Decade After Decade.

## MS Colorfast45 is Proven Protection, Through and Through

The ultimate lifespan of steel roof and wall panels depends on the quality of the coating system that protects it. Inferior coatings will not protect the steel substrate from harsh elements, and will be susceptible to corrosion, chalking and color fading. This is why Metal Sales is committed to using only the highest quality products for its coating systems. MS Colorfast45 is a multi-layer coating system proven superior in every respect – layer by layer.

- Topcoat**  
Premium ceramic and inorganic pigment for exceptional color, durability and gloss retention
- Primer**  
UV & moisture resistant modified polyester, provides corrosion resistance and bonding
- Pretreatment**  
Promotes adhesion, moisture and corrosion resistance
- Galvanized or Galvalume<sup>®</sup>**  
Barrier protection on base steel, inhibits corrosion
- Bare Steel**  
Mill certified to meet ASTM standards
- Galvanized or Galvalume<sup>®</sup>**
- Pretreatment**
- Primer**
- Back Coat**  
Finish coat on backside covers primer and ensures consistent color



Premium ceramic and inorganic pigments

MS Colorfast45 uses a combination of select inorganic and ceramic pigments for coloring. These pigments offer years of exceptional performance in harsh weather and resist color change, acids, alkalis and oxidizing agents found in harsh environments.



# Metal Mini Barn



Metal  
Series



**Shown with:**

- Light Stone Metal Siding
- Mocha Brown Metal Roof
- Mocha Brown Metal Trim
- Standard Double Doors



• 6' Ramp





# Metal Garden Shed



**Shown with:**

- White Metal Siding
- Red Metal Roof
- Red Metal Trim
- Standard Double Doors



• 2 - 24x36 Windows

# Metal Hi-Wall Barn

**Shown with:**

- Charcoal Metal Siding
- Dark Red Metal Roof
- Dark Red Metal Trim
- Standard Double Doors



- Transom Windows in Doors
- 1 - 24x36 Window
- 6' Ramp





# Metal Garden Shed Garage

No sales pitch needed for these two! When you need a garage, you know that you need a garage! The biggest question is whether you need the Hi Wall so you have room for a loft or if a Garden Shed will suit your needs.



Metal  
Series



Diamond Plate

#### Shown with:

- White Metal Siding
- Charcoal Metal Roof
- Charcoal Metal Trim
- 9'x 6'9" Garage Door
- Heavy Floor (Floor Joist 12" on center.)
- Diamond Plate
- Standard Single Door
- 1 - 24x36 Window

#### Epoxy Floor Armor



Make your floors  
**LAST!**



# Metal Hi-Wall Garage



## Shown with:

- Light Stone Metal Siding
- Mocha Brown Metal Roof
- Mocha Brown Metal Trim
- 9'x 6'9" Garage Door
- Heavy Floor (Floor Joist 12" on center.)
- Diamond Plate
- Standard Single Door
- 1 - 24x36 Window



Diamond Plate

## Epoxy Floor Armor






# Metal Series Accessories

## Door Trim Option



Metal Series



Standard



Add Transom windows to your doors


## Door Options



**Steel Door**  
Prehung house door 9-Lite




**Steel Door**  
Prehung house door 6-Panel




**Slider Door**

## Garage Door Options



Plain




Carriage House



Arch 1 with Grilles

## Garage Door Color Options




White




## Window Options

### Aluminum Windows



24x36




18x27




14x21

### Insulated Windows



36x40

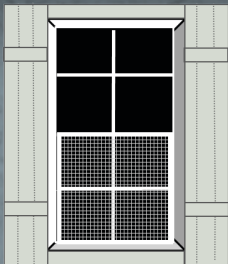


24x36




14x21

## Window Trim Options



Slatted Shutters



Z-Shutters

## Additional Options



Loft



Ridge-Lite



Ramp

Ramp is available in, 4ft., 6ft., & 9ft.

All ramps are 4ft. deep

## Cupolas



## Weather Vanes



Horse



Eagle



Rooster

Shown in white with black roof also available with copper roof

## Epoxy Floor Armor



Make your floors **LAST!**



# Cottage

The Log Cottage is perfect, nestled in the woods or overlooking a pond. It adds a rustic charm to any location whether you use it for storage or camping.



Log Cabin  
Series



**Premier features are,**  
(see pages 2 - 3)

- Wall studs 16" O/C
- 8" gable overhang
- Metal roof
- Choice of door trim

**Shown with:**

- Rustic Cedar Stained Siding
- Rustic Cedar Stained Trim
- 40yr Metal Roof (Galvalume)
- 4' Gable Porch
- Single Door w/ Standard Trim
- 2 - 24x36 Windows



- 1 - 24X36 Window
- Z - Shutters



# Camping Cabin



There is no cure for cabin fever, THANKFULLY!



**Premier features are,**  
(see pages 2 - 3)

- Wall studs 16" O/C
- 8" gable overhang
- Metal roof
- Choice of door trim

**Shown with:**

- Mushroom Stained Siding
- Mushroom Stained Trim
- Single Door w/ Standard Trim
- 6' Screened in Porch
- Screen Door on Porch
- 40yr Metal Roof (Burgundy)
- 2 - 24x36 Windows
- 1 - 14x21 Window
- Loft above porch w/ ladder



• Z - Shutters



# Homesteader

Why should the kids have all the fun? Here's the grown-up version of our Log Homesteader Jr. Imagine the porch with chairs and a barrel table! You'll be the envy of your neighborhood!



Log Cabin  
Series



**Premier features are,**  
(see pages 2 - 3)

- Wall studs 16" O/C
- 8" gable overhang
- Metal roof
- Choice of door trim

**Shown with:**

- Mahogany Stained Siding
- Mahogany Stained Trim
- Single Door w/ Standard Trim
- 30yr Shingles ( Rustic Evergreen )
- 4' Eave Porch
- 2 - 24x36 Windows

**NOTE: Dormers only available with the 16' wide homesteader**



- Slatted Shutters
- Flower Boxes

You made our decision to purchase from Lakeside Cabins easy by being so pleasant. We love our Cabin and so appreciate the whole crew who worked on it!

- **S.P. Heffernan, Galion, Ohio**



# Double Wide Cottage



The Double wide Cottage is our biggest model. You have to step inside to really appreciate all the room! Built in two sections, we put them together on your site. The sky is the limit on what you can do with this one!



**PREMIER COLLECTION**

Premier features are,  
(see pages 2 - 3)

- Wall studs 16" O/C
- 8" gable overhang
- Metal roof
- Choice of door trim

**Shown with:**

- Rustic Cedar Stained Siding
- Forest Green Painted Trim
- 40yr Metal Roof ( Forest Green )
- 6' Gable Porch
- 4 - 24x36 Windows
- 9 Lite Prehung Door
- Log Posts

**UP** • Log Post  
**UPGRADE**



# Homesteader Jr



Log Cabin  
Series



Premier features are,  
( see pages 2 - 3 )

- Wall studs 16" O/C
- 8" gable overhang
- Metal roof
- Choice of door trim

#### Shown with:

- Mahogany Stained Siding
- 3' Eave Porch
- 30yr Shingles ( Rustic Evergreen )
- Single Man Door
- 1 - Kids Door
- 2 - 14x21 Windows
- Slatted Shutters
- Dormers on Roof



• Z - Shutters



# Pioneer Playhouse



Our log playhouses will bring out the Homesteader or the Pioneer in your little one! Spice up your yard and let the imaginations run wild!



Premier features are,  
(see pages 2 - 3)

- Wall studs 16" O/C
- 8" gable overhang
- Metal roof
- Choice of door trim

#### Shown with:

- Rustic Cedar Stained Siding
- 4' Porch
- 30yr Shingles ( Rustic Evergreen )
- 2 - 14x21 Windows




- Slatted Shutters
- Flower Boxes



# Log Cabin Series Accessories

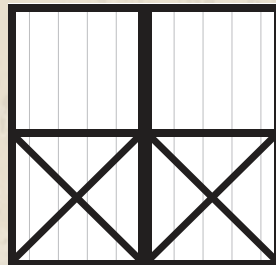
## Door Trim Option




Standard




Stall




Cross Buck



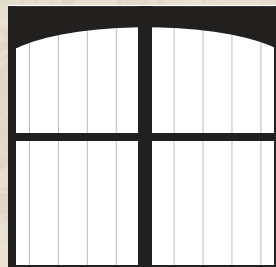
Diamond



Double Panel



Rounded



Arch Top

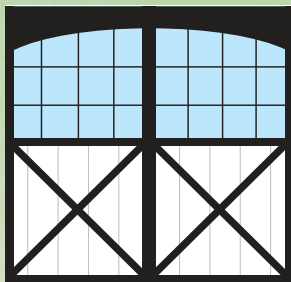


**Add Transom windows to any of the following door styles**

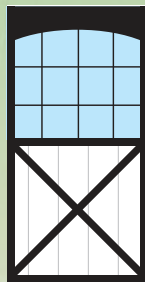
- Standard Trim
- Stall Trim
- Cross Buck Trim
- Diamond Trim
- Double Panel Trim



## Door Options



**Cross Buck Double Doors**  
with Arch Windows




**Cross Buck Single Door**  
with Arch Window



**Steel Door**  
Prehung house door 9-Lite




**Steel Door**  
Prehung house door 6-Panel




**Slider Door**

## Garage Door Options



Plain



Carriage House



Arch 1 with Grilles

## Garage Door Color Options




White




### Window Options

#### Aluminum Windows



24x36




18x27




14x21

#### Insulated Windows



36x40




24x36




14x21

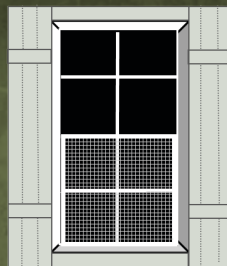
### Window Trim Options




Standard Trim



Flower-box



Slatted Shutters



Z-Shutters



Keystone Trim  
*(Available on windows and doors)*

### Additional Options



Loft



Ridge-Lite



Awning with copper roof  
for dbl door & single door



4' Deep Ramp/  
Available in 4' • 6' • 9'

### Cupolas



### Weather Vanes



Horse



Eagle



Rooster

Shown in white with black roof  
also available with copper roof

### Epoxy Floor Armor



Make your floors  
**LAST!**



# Painted Series Features

**50 Year**  
Limited Warranty on Siding

## LP<sup>®</sup> SmartGuard<sup>®</sup>

ENGINEERED TOUGHNESS TO RESIST HARSH CLIMATES

### THE POWER OF SOUND ENGINEERING AND SMART PRODUCT DESIGN

#### WAXES

Special water-resistant waxes coat each strand or fiber of wood for enhanced durability in rainy, humid environments.



#### RESIN-SATURATED OVERLAY

Offering the final layer of protection against the elements, a resin-saturated overlay resists moisture intrusion while providing a durable base for quality paint adhesion and beauty.



#### ZINC BORATE

Engineered wood products treated with zinc borate have been proven to effectively resist damage from termites and fungal decay for decades. Safe for children and pets, this naturally occurring additive provides long-lasting performance that preserves the beauty of LP SmartSide Trim and Siding.

#### ADVANCED BINDERS

LP SmartSide Trim and Siding provide incredible strength to resist impact damage thanks to their industrial-grade binders and resins. You'll have the confidence of knowing that your siding can stand up to everyday airborne debris such as hail, sticks and golf balls.



#### LP SMART FACT:

Zinc borate is safely used in household items including paper, carpet and paint.



#### EXTREME PROTECTION IN TOUGH CLIMATES

Exterior trim and siding are often subjected to extreme temperatures, moisture and insects. That's why all LP<sup>®</sup> SmartSide<sup>®</sup> products feature our exclusive SmartGuard process. Only SmartGuard offers four components of protection against termites and fungal decay.

#### TREATED TO THE CORE

Every LP SmartSide product is treated to the core with an advanced formula of binders, waxes and zinc borate before being bonded with a water-resistant, resin-saturated overlay. This process helps keep out moisture for long-term durability and strength against harsh weather.



# Floor Structure Details

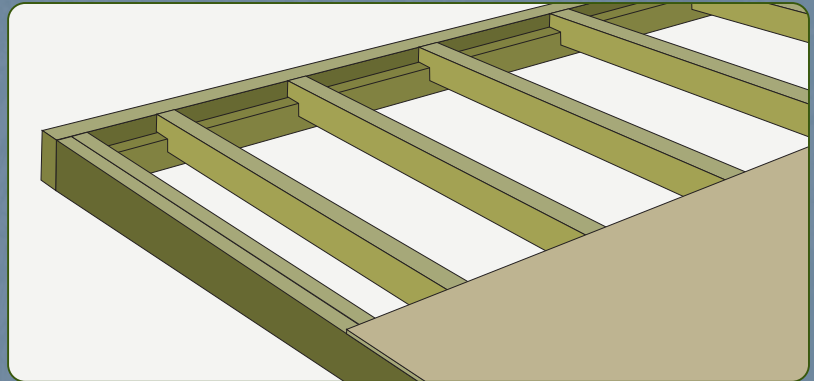



## Standard Floor:

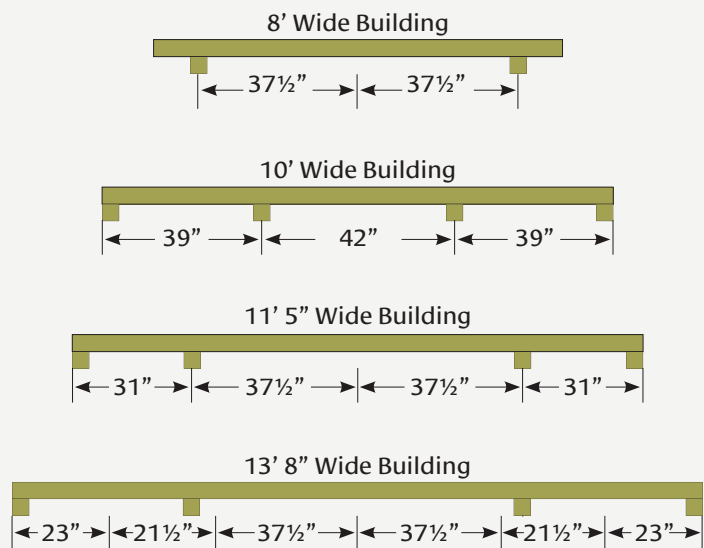
- 4x4 Skids - 2x4 Floor Joist 16" O.C. installed on edge for extreme weight loads
- 3/4" Treated Smart Floor

## Treated Smart Floor

- Tongue and groove
- World class resistance to termites
- Easier to sweep than traditional plywood or plank flooring
- Treated with Zinc Borate
- 10yr limited warranty



## Skid Frame Spacing



## Floor Upgrades:

- 12" O.C. Floor Joist
- 2x6 Treated Floor Joist
- Treated Plywood Floor Package
- Double Layer Treated Plywood
- Double Layer Smart Floor

• All 12' wide and over buildings are measured across eave to eave due to DOT regulations. All other buildings are measured from floor framing.



# Site Prep

\* Start with a level site, or level the pad or platform carefully. If the site exceeds 16', use a transit to be sure it is level.


## 1. LIMESTONE BED: A simple foundation, best for level sites

For sites that are fairly level, a layer of limestone is best. Spread limestone in a flat-topped bed, extending it by one foot per side. (For example, a 6'x8' barn needs an 8'x10' limestone bed.)

**STEP 1:** Strip away sod or you can lay landscape fabric on grass. Fabric must allow water through; DO NOT use plastic, which can encourage rotting.

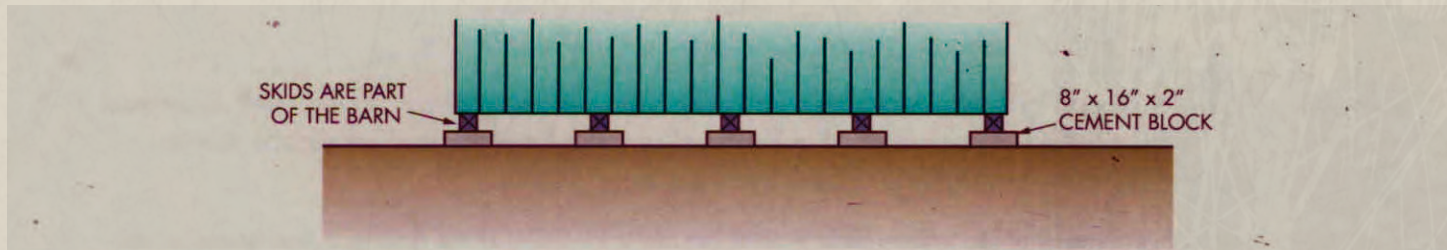
**STEP 2:** Spread 3" to 4" of #57 limestone the length and width of the building plus one foot per side.

**STEP 3:** Optional You can frame out your limestone pad with 4" x 4" treated landscape beams to keep the limestone from spreading.



## 2. BLOCK FOUNDATION: For level or sloped sites

To build on concrete blocks, place 8"x16"x2" concrete blocks below the skids. Every skid needs a block at the front and the back. Place additional blocks in the middle, not more than 4' apart. See skid placement on page 49.



## 3. CONCRETE SLAB: For level sites or up to 16" of slope

Pour 5" thick reinforce concrete slab that has 3" of gravel base.

\* Customer is responsible for site prep!



Framed-In Limestone Base



Limestone Base



Reinforced Concrete Slab



# Shingle Options



Rustic Black



Rustic Evergreen




Rustic Cedar



Rustic Redwood



Weathered Wood



Thunderstorm Grey




Olde English Pewter

*Due to the effect of light, age and printing process, all color samples on these pages may vary slightly in color or sheen from the actual materials.*



**Keeping your valuables dry  
year around!**





*Buy or Rent to Own*  
no credit check

**Lakeside Cabins**  
7389 St Rt 13  
Shiloh, OH 44878  
**419-895-1998**

